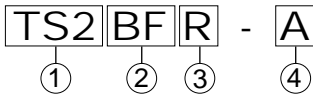


NEW *តម្រូវ គុណភាព* tend PUSH BUTTON SWITCH (TS2 Ø22/Ø25)

TS2

MODEL DESIGNATIONS

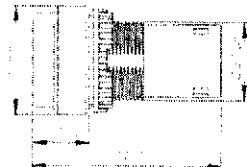


OPERATING HEAD DIMENSIONS

TS2BF : TS2BF-2A, 2B @ n/a
 TS2BF -1A, 1B @ n/a TS2BF-1C @ n/a




TS2BL : TS2BL-2A, 2B @ n/a
 TS2BL -1A, 1B @ n/a TS2BL-1C @ n/a



Designation	Signal	Description
1. Mounting Hole	TS2	Ø22 mm / Ø25 mm
2. Type	BF	Flat Head
	BL	Long Head
	BM	Mushroom Head
3. Lens Color	R	Red
	G	Green
	Y	Yellow
	W	White
	B	Black
4. Type of Contact Blocks Fitted	A	1a
	B	1b
	C	1a1b
	2A	2a
	2B	2b

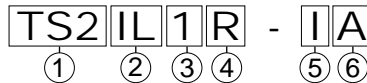
TS2BM : TS2BM-2A, 2B @ n/a
 TS2BM -1A, 1B @ n/a TS2BM-1C @ n/a



tend ILLUMINATED PUSH BUTTON (TS2 Ø22/Ø25 DIRECT POWER)

TS2

MODEL DESIGNATION

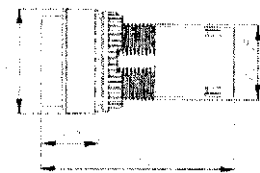


Designation	Signal	Description
1. Mounting Hole	TS2	Ø22 mm / Ø25 mm
2. Type	IL	Long Head
	IM	Mushroom Head
3. Voltage	1	110 VAC LED
	2	220 VAC LED
	5	6 VAC/DC Incandescent - LED
	6	18 VAC/DC Incandescent
	7	24 VAC/DC Incandescent - LED
	8	30 VAC/DC Incandescent
	9	12 VAC/DC Incandescent - LED

Designation	Signal	Description
4. Lens Color	R	Red
	G	Green
	O	Orange
	W	White
	BL	Blue
5. No. of Contact Fitted	I	Incandescent
	L	LED
6. Type of Contact Block Fitted	A	1a
	B	1b

OPERATING HEAD DIMENSIONS

TS2IL : TS2IL-L (R,O,G,W,BL) @ n/a
 TS2IL -I @ n/a



TS2IM : TS2IM-L (R,O,G,W,BL) @ n/a
 TS2IM -I @ n/a



ILLUMINATED PUSH BUTTON (DIRECT POWER) CONTACT BLOCKS

Type	TN2-A	TN2-B
Contact	1a	1b
Contact Arrangement		

METHOD TO REPLACE LAMP :

Put the fixing-disassembling tool into the lamp, turn clockwise and the lamp is fixed.

If counter-clockwise, the lamp is disassembling.

